



SBL150-12i (12V150Ah)



Applications

- Uninterruptable Power Supply (UPS)
- Electric Power System (EPS)
- Emergency backup power supply
- Emergency light
- Railway signal
- Alarm and security system
- Communication power supply
- DC power supply

Certificates



Specifications

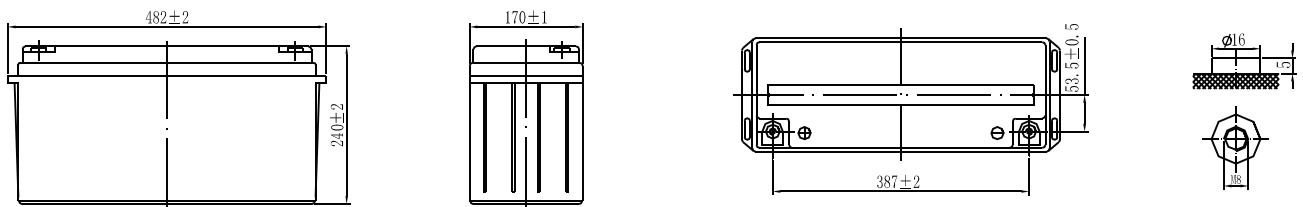
Nominal Voltage	12V	Operating Temp. Range	Discharge: -20~50°C
Nominal Capacity	150.0Ah (C ₁₀ , 10.8V)		Charge: -10~50°C
Approx. Weight	44.8kg		Storage: -20~50°C
Terminal	M8	Cycle Use	Initial Charging Current less than 40.0A.
Container Material	ABS UL94 HB		Voltage 14.55V +1% at 20°C.
Rated Capacity (20°C)	157.6Ah/7.88A, 20hr, 10.8V		Temperature Coefficient -30mV/°C.
	150.0Ah/15.0A, 10hr, 10.8V	Standby Use	No limit on Initial Charging Current.
	139.8Ah/17.48A, 8hr, 10.5V		Voltage 13.65V +1% at 20°C.
	122.5Ah/24.5A, 5hr, 10.5V		Temperature Coefficient -20mV/°C.
	112.2Ah/37.4A, 3hr, 10.5V	Capacity affected by Temp.	40°C 103%
	103.0Ah/103.0A, 1hr, 9.6V		25°C 100%
Max. Discharge Current	970A (5s)		0°C 86%
Internal Resistance / Impedance (1kHz)	Approx. 3.5mΩ	Self Discharge	SSB batteries may be stored for up to 6 months at 20°C and then a freshening charge is required. For higher temperatures the time interval will be shorter.
Nominal Oper. Temp. R.	20±3°C	Life Expectancy	10-12 years according to EUROBAT



Dimensions

■ M8 Terminal

Unit: mm | Dimensions: 482 Length X 170 Width X 240 Height (240 Height incl. Terminal)





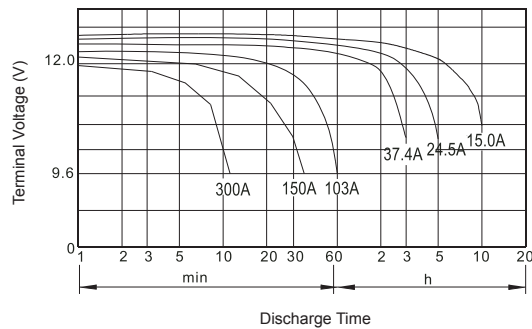
Constant Current Discharge (Amperes) at 20°C

End Point	10min	15min	30min	45min	1h	1.5h	3h	5h	8h	10h	20h
1.60V/cell	-	-	186	-	103	77.1	42.9	27.6	18.62	15.4	8.07
1.65V/cell	-	-	177	-	98.7	74.1	41.1	26.4	18.24	15.3	8.03
1.70V/cell	-	-	167	-	94.1	70.8	39.3	25.3	17.84	15.2	7.98
1.75V/cell	-	-	158	-	89.2	67.4	37.4	24.5	17.48	15.1	7.93
1.80V/cell	-	-	153	-	87.2	65.5	36.7	23.7	17.1	15.0	7.88

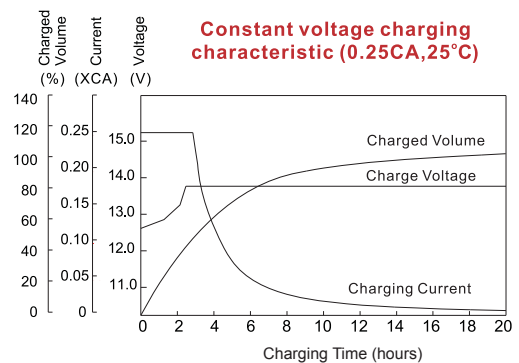
Constant Power Discharge (Watts/cell) at 20°C

End Point	10min	15min	30min	45min	1h	1.5h	2h	3h	5h	8h
1.60V/cell	-	-	329	241	186	140.1	109	79.2	53.7	28.52
1.65V/cell	-	-	318	234	182	137.2	107	77.2	52.4	27.83
1.70V/cell	-	-	308	227	178	133.9	104	75.2	51.0	27.09
1.75V/cell	-	-	297	220	174	130.6	101	73.3	50.0	26.56
1.80V/cell	-	-	286	212	170	127.1	97.6	71.3	48.8	25.92

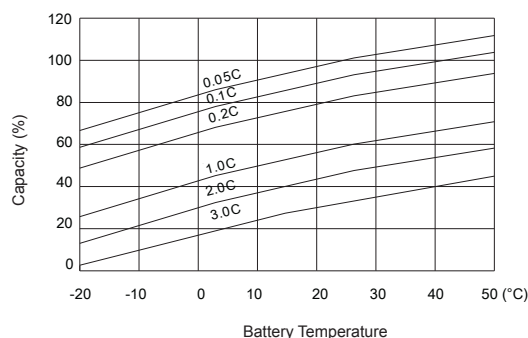
Discharge Characteristics



Float Charging Characteristics



Temperature Effects in Relation to Battery Capacity



Effect of Temperature on Long Term Float Life

